

Stainless Steel Submersible Sewage and Effluent Pumps

Manufactured in Italy for Ash Environmental.

Ashtecs Vortex Series SS304 submersible pumps with vortex impeller are suitable for pumping sewage containing small solid parts.



Max 8 metre head Sewage pump up to 265 litres/min output with 38mm solids.

Ashtecs Drain Series SS304 submersible pumps with multichannel impeller are suitable for pumping drainage and slightly sandy water.

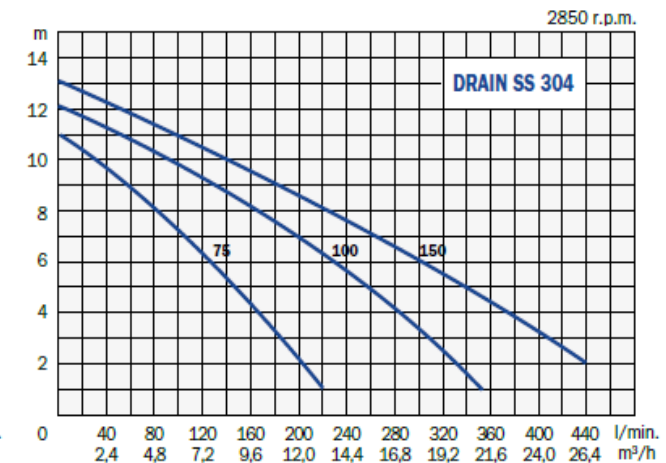
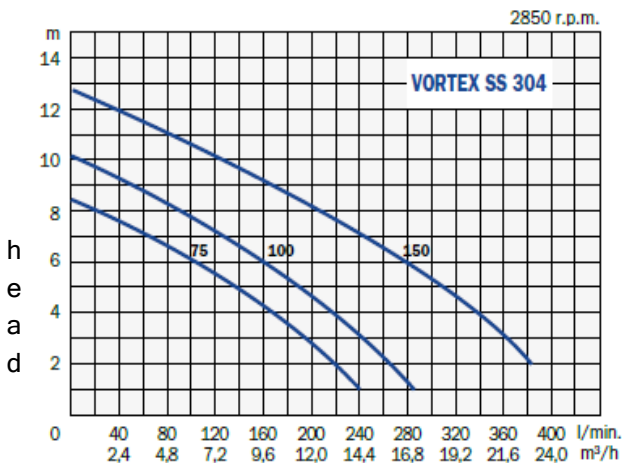


Max 12 metre head Drainage pump up to 450 litres/min output with 5 mm solids.

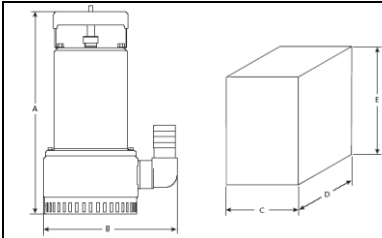
Specifications for all:

- Motor case, pump body and impeller all in stainless steel AISI 304.
- Motor shaft in stainless steel
- Double mechanical seal of silicon carbide in oil chamber,
- Single phase with built in capacitor and motor protection.
- Power cable - 10 metre cable.
- Protection class IP 68.
- Insulation class F.
- Float switch with 0.5m cable.
- Pipe connections - 2 size plastic connections supplied for 40 mm. and 50 mm. pipes.
- ✓ Long life pumps.
- ✓ Corrosion resistant pH 6-13.
- ✓ 12 month warranty.

Model	Power		Voltage	Litres/min at Head (m)						
	hp	kW		0	2	4	6	8	10	12
Vortex 100	1	0.75	230/50/1	285	265	218	160	90	6	
Drain 100	1	0.75	230/50/1	360	331	285	230	165	92	10
Drain 150	1.5	1.10	230/50/1	450	440	373	300	223	140	52



Capacity

	Model	Discharge	Solids	Dimensions (mm)					Weight kg
			mm	A	B	C	D	E	
	Vortex 100	1.5" or 2" DN40/DN50	38	390	210	230	200	470	14
	Drain 100	1.5" or 2" DN40/DN50	5	390	210	230	200	470	14
	Drain 150	2" DN50 horizontal	5	390	220	230	200	470	15